

RELÉ AD IMPULSI MECCANICO

STEP RELAY



CONFORME ALLE NORME

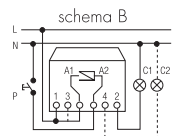
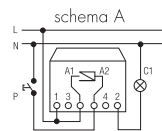
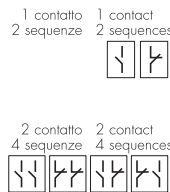
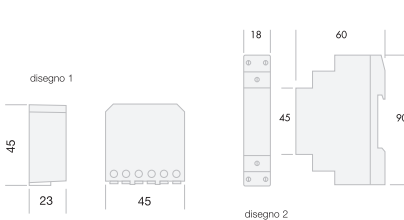
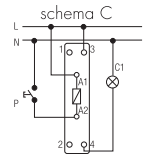
IN CONFORMITY WITH NORMATIVES

EN 60669-1:1999/A2:2008, EN 60669-2-2:2006



- 50/60 Hz - 12, 24, 230 Vac
- Grado di protezione: IP 20
- Installazione a parete
- Incasso libero
- Carico nominale 10 A / 250 Vac

- 50/60 Hz - 12, 24, 230 Vac
- Protection level: IP 20
- Wall fixing
- Free recess
- Rated load 10 A / 250 Vac



CODICE	INCANDESCENZA	ALOGENA	FLUORESCENTI	PULSANTI LUMINOSI COLLEGABILI	TENSIONE	CONTATTI	SCHEMI	DISEGNO	PESO	QUANTITA'
CODE	INCANDESCENT	HALOGEN	FLUORESCENT	MAX N° OF ILLUMINATED PUSH-BUTTON	VOLTAGE	CONTACT	DIAGRAMS	DISEGN	WEIGHT	QUANTITY
	Watt	Watt	Watt		Vac				gr.	
RE 012 IN	1000	700	350	4	12	1 NO	A	1	55	10
RE 024 IN	1000	700	350	4	24	1 NO	A	1	55	10
RE 230 IN	1000	700	350	4	230	1 NO	A	1	55	10
RE 012 CO	1000	700	350	4	12	2 NO	B	1	55	10
RE 024 CO	1000	700	350	4	24	2 NO	B	1	55	10
RE 230 CO	1000	700	350	4	230	2 NO	B	1	55	10
RE 012 DI	1000	700	350	4	12	1 NO	C	2	85	5
RE 024 DI	1000	700	350	4	24	1 NO	C	2	85	5
RE 230 DI	1000	700	350	4	230	1 NO	C	2	85	5
CO 250 RE	condensatore	1,5 uF / 250 Vac fino a 25 pulsanti collegabili							10	200